

# PANORA





# JOURNEY TOWARDS THE FUTURE

*Gülyüz was established in 1967 and it has come from the old days of wood bodied buses to producing today's modern urban buses.*

*Our plant is located in Bursa / Turkey and have 70.000 sqm area. Guleryuz has a capacity of producing 700 buses per year. 70% of its annual production is for export mainly European Community countries. Remaining 30% is for domestic markets.*

*Over 50 years of experience of producing buses, Guleryuz is always a head of safety and robustness. Customer satisfaction and quality are our major motives when designing and producing a bus.*

*Along with its experienced staff and innovative structure, it is a rapidly growing company which is responding to customer expectations in short period of time.*





# DESIGN & SAFETY



*Our bus has ideal dimensions for old city town centers. With 11 meter length gives driver to turn easily in the narrow streets.*

*Our vehicle has been designed and produced in conformity with European Union type approval directives (2007/46 EC). The 7-inch LCD monitor and camera can be used to monitor the vehicle reverse drive, passenger compartment, mid-door passenger entry and right-hand side.*

*All lightening including head and tail lights are LED which consumes minimum electric. All passenger seats have safety belts to increase passenger safety.*

*Many roof options can be selected by our customers without canvas, manula operated canvas, plexyglass fixed roof, panoramic closed roof and closed top city bus version.*

*Standart systems:*

*ABS (anti breaking system)*

*ASR (acceleration slip regulation)*

*ATC (automatic traction control)*

*BSB (bus stop brake)*

*ELC (electronic leveling control)*

*LWC (lining wear control)*

*RI (retarder integration)*

*Brake lining wear control*

*Fire warning system*

*CCTV preparation*





COMFORT

# COMFORT



*Customer satisfaction is our primary goal. Many tourists are enjoying to visit city centers with city sightseeing tours. Panora is designed for this purpose. It has 73 sitting, 8 standee and a wheel chair passenger capacity.*

*The driver's cab isolated from the passenger compartment and the ergonomically designed dashboard ensure maximum comfort for the driver. There are adjustable steering column, comfortable pneumatic driver seat with 3 point safety belt, folding armrest, and multi direction adjustments.*

*It is easy to get on the low floor bus with maximum 340 mm height. With the kneeling system (270 mm), passengers of all ages can safely get in and out. Manual ramp help handicap person to access easily.*

*USB charging connection is installed for passengers to easily reach during travel.*

*There is a opening and closing canvas roof which offers a pleasant outdoor journey on sunny days and also in rainy days. By closing in a short time makes the trip enjoyable in rainy weather.*

*Lower deck passenger cabin air conditioner, and upper-deck side windows and convector are applied on request.*





# OPERATIONAL EFFICIENCY




*The operational expenses are far more important than most of the element when it comes to selection of a bus. Guleryuz is very well aware of that fuel consumption is the one of the biggest cost for operators. With new generation Euro 6 engines and automatic transmission compatibility provides the lowest fuel consumption of its class. At the same time new facelift and weight reduction program has also effects the low fuel consumption. This also means that low CO<sub>2</sub> emission level to have a clean and green environment.*

*The construction of the vehicle is robust and the vehicle provides the first day view of the vehicle over time.*

*Panora has the most passenger-carrying capacity in its class. It has the ideal dimensions for urban use with its length of 11 meters.*

*The large size of the engine compartment ensures that service time is reduced and component replacement is very easy. In addition, the large compartment provides the engine required for air intake.*

*We are serving with wide dealer and service network all around the Europe and in Turkey.*



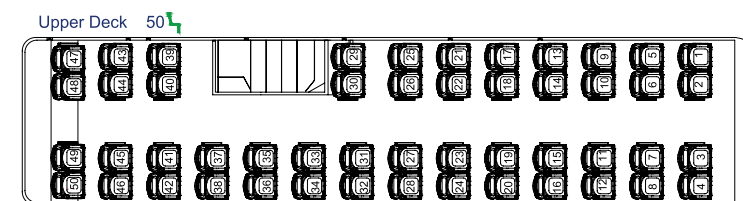
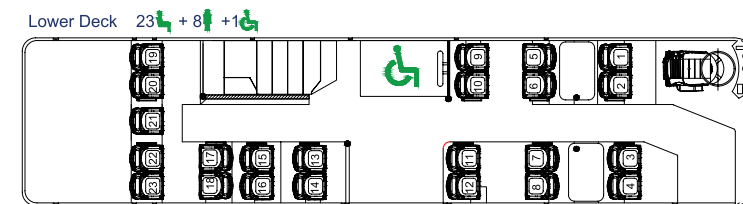
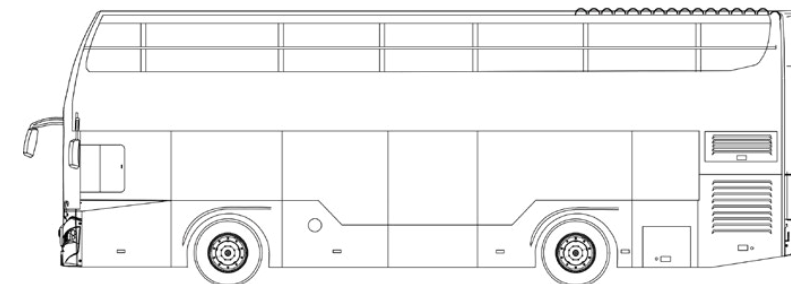
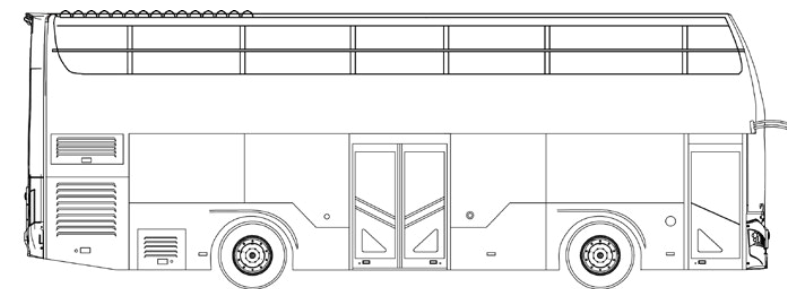


TECHNICAL DETAILS				
Engine	MERCEDES OM 936 LA	MERCEDES OM 936 LA	MERCEDES OM 926 LA	DAF PR-265
Power	220 kW (300 hp) Euro 6	260 kW (354 hp) Euro 6	210 kW (285 hp) Euro 5	265 kW (360 hp) Euro 5
Swept volume	7,7 liters	7,7 liters	7,2 liters	9,2 liters
Max. torques	1200 Nm 1200 – 1600 rpm	1400 Nm 1200 – 1600 rpm	1120 Nm 1200 – 1600 rpm	1450 Nm 1100 – 1700 rpm
Fuel consumption	189 (g/kWh)	190 (g/kWh)	192 (g/kWh)	208 (g/kWh)
Transmission	ZF ECOLIFE, 6AP Automatic with integrated intarder 6 forward, 1 reverse	ZF ECOLIFE, 6AP Automatic with integrated intarder 6 forward, 1 reverse	ZF ECOLIFE, 6AP Automatic with integrated intarder 6 forward, 1 reverse	ZF ECOLIFE, 6AP Automatic with integrated intarder 6 forward, 1 reverse
Front axle	ZF RL 82 EC	ZF RL 82 EC	ZF RL 82 EC	ZF RL 82 EC
Rear axle	ZF AV 133	ZF AV 133	ZF AV 133	ZF AV 133
PANORA OPEN TOP	●		●	●
PANORA CITY		●		●

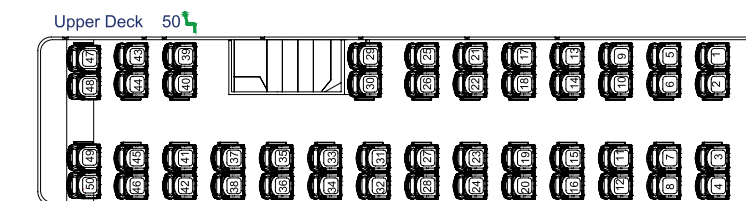
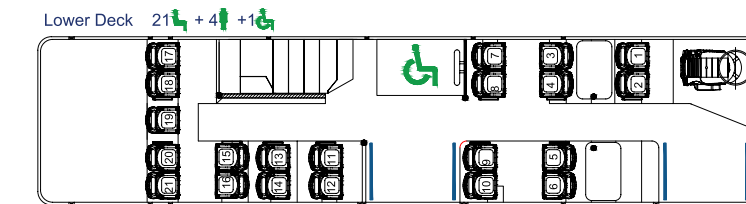
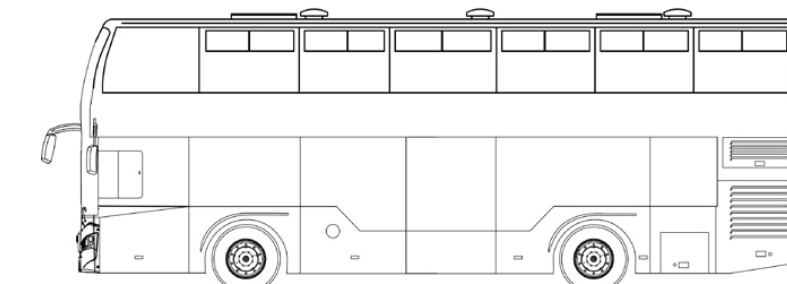
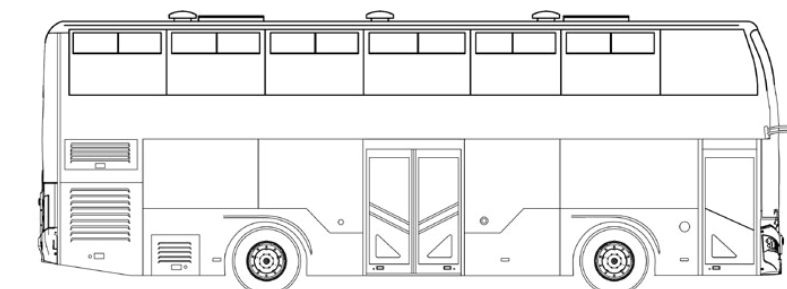
PANORA	OPEN TOP	CITY
Overall length	11.000 mm	11.000 mm
Overall width	2.500 mm	2.500 mm
Overall height (including air condition)	4.000 mm	4.000 mm
Wheelbase	5.150 mm	5.150 mm
Front overhang	2.500 mm	2.500 mm
Rear overhang	3.350 mm	3.350 mm
Inside height 1 <sup>st</sup> floor	1.800 mm	1.800 mm
Inside height 2 <sup>nd</sup> floor	1.690 mm	1.690 mm
Front axle capacity	6.300 kg.	6.300 kg.
Rear axle capacity	11.500 kg.	11.500 kg.
Gross vehicle weight	17.800 kg.	17.800 kg.
Death weight	12.240 kg.	12.440 kg.
Total passenger capacity	1 / 81	1 / 75
Seating / Standees	73 / 8	71 / 4
Wheelchair area	1	1
Fuel tank capacity	220 Lt.	220 Lt.
Ad-blue tank capacity	35 Lt.	35 Lt.
Tyres	275/70R/22,5	275/70R/22,5
Rims	8,25x22,5	8,25x22,5

OPTIONS	
Air Condition	Multicolor destination board
Aluminium rims	Multilingual preparation (cable channels + compartment)
Driver seat heater	Nato plug and 3. battery
Driver seat Isringhausen	Park sensor
Electrically controlled sunvisor	Plexiglass roof
Flooring options	Preheater
Folding mirrors	Radio/Mp3
LED stop sign	Smart Tachograph
Lower deck USB chargers	Stainless steel handrails
Microphone driver's (swan neck)	Tyre options
Mobil DVR	Upper deck heating system
Mobil DVR camera preparation	Upper deck side windows

## PANORA OPEN TOP



## PANORA CITY





Gülyüz Otomotiv Sanayi ve Ticaret A.Ş.  
Engürücük Köyü 16600 Bursa / TURKEY

T. +90 224 524 85 10-18 F. +90 224 524 86 86  
info@guleryuz.com [www.guleryuz.com](http://www.guleryuz.com)